

Data “*Matters*” at the LHIN Level

Presentation to the Ontario Health Information Management Association

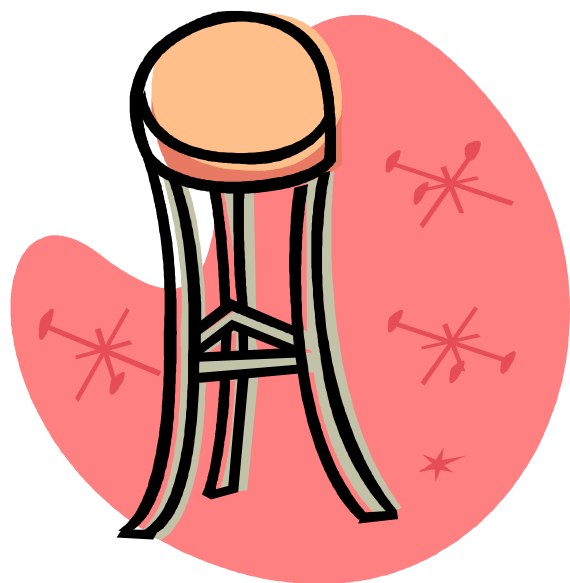
October 21, 2009

Sue Turcotte, Director, Finance and Risk Management
Mississauga Halton LHIN

Role of the LHIN

- plan, fund and integrate a local health care system to improve the health of Ontarians through better access to high quality health services, co-ordinated health care and effective and efficient management of the local health system

How does a LHIN fulfill its role



While LHINs view planning, funding and integration as 3 vital functions of a LHIN (the three legs of a 3 legged stool), the LHIN cannot perform any function without data: evidence-based decisions are key.

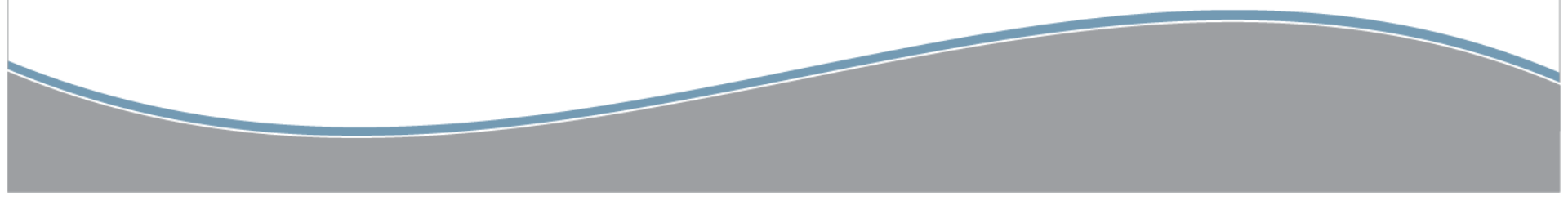
Planning

- to identify and plan for the health service needs of the local health system in accordance with provincial plans and priorities and to make recommendations to the Minister about that system, including capital funding needs for it

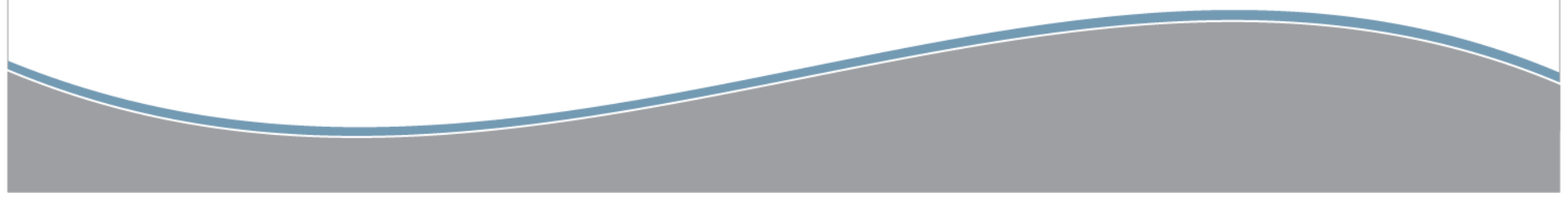
How does the LHIN plan?

- Current service delivery evaluation
- Community engagement
- Future service need modeling (gap analysis)

What are some examples of planning

- Integrated Health System Plan
 - Annual Business Plan
 - Capacity Planning (community or acute care)
 - Capital Planning
- 
- A decorative graphic at the bottom of the slide consisting of a dark grey, wavy shape that resembles a stylized horizon or a wave, with a thin blue line tracing its upper boundary.

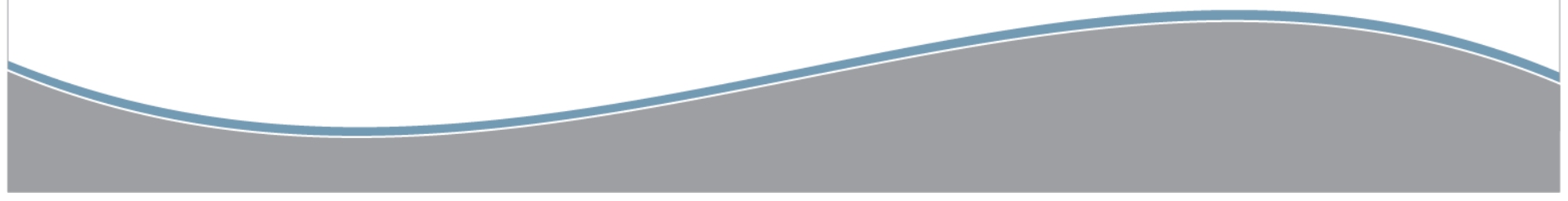
What data is used

- Population data and projections- with Geospatial overlay where possible
 - Financial and Statistical datasets
 - Clinical datasets- administrative datasets
 - Social Determinants of Health
 - Cancer System Quality Index
 - Health Human Resource Information
 - surveys, tools- any other datasets that may be of use
- 

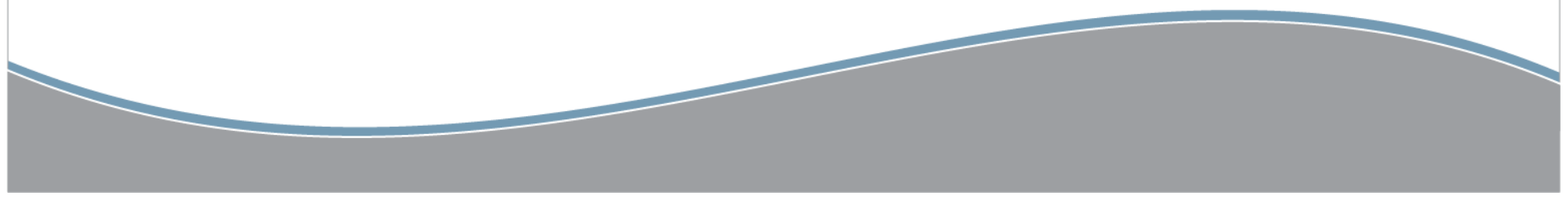
Funding

- to allocate and provide funding to health service providers, in accordance with provincial priorities, so that they can provide health services and equipment;

Funding Allocation

- LHINs may use a variety of mechanisms to allocate funding (e.g. for aging at home, may use an RFP process)
 - The evaluation of funding must be built into the process
 - Moving away from an output to an outcome evaluation process, however this can be challenging
 - HIM professionals can assist in identifying evaluation
- 
- A decorative graphic at the bottom of the slide consisting of a solid grey area with a white wavy line on top, which then transitions into a blue wavy line.

What data issues have we encountered

- Timeliness
 - Data gaps
 - Data quality
 - Outcome vs Output
 - Incomplete information
- 
- A decorative graphic at the bottom of the slide consisting of a dark grey, wavy shape that resembles a stylized wave or a hill, with a thin blue line tracing its upper boundary.

How can we work together

- LDMP
- Communication
- Sharing expertise in other sectors

Questions?

